



Lufthansa
Aviation Training

Train smart. Fly safe.



Munich. Your Training Guide.

Map

Lufthansa Aviation Training Center **3**

Directions

By Aircraft **4**

By Car **5**

By Train and Bus **6**

Bus Schedule **7**

Simulators

Overview **8**

Floor Plans

Bldg. Lohstrasse 25a / Ground Floor **9**

Bldg. Lohstrasse 25a / First Floor **10**

Bldg. Lohstrasse 25a / Second Floor **11**

Bldg. Lohstrasse 25a / Third Floor **12**

Bldg. Lohstrasse 26 / VR Hub **13**

Services

Services of Lufthansa Aviation Training **14**

Business Services **16**

Food and Beverages **17**

Lockers, Parking, First Aid **19**

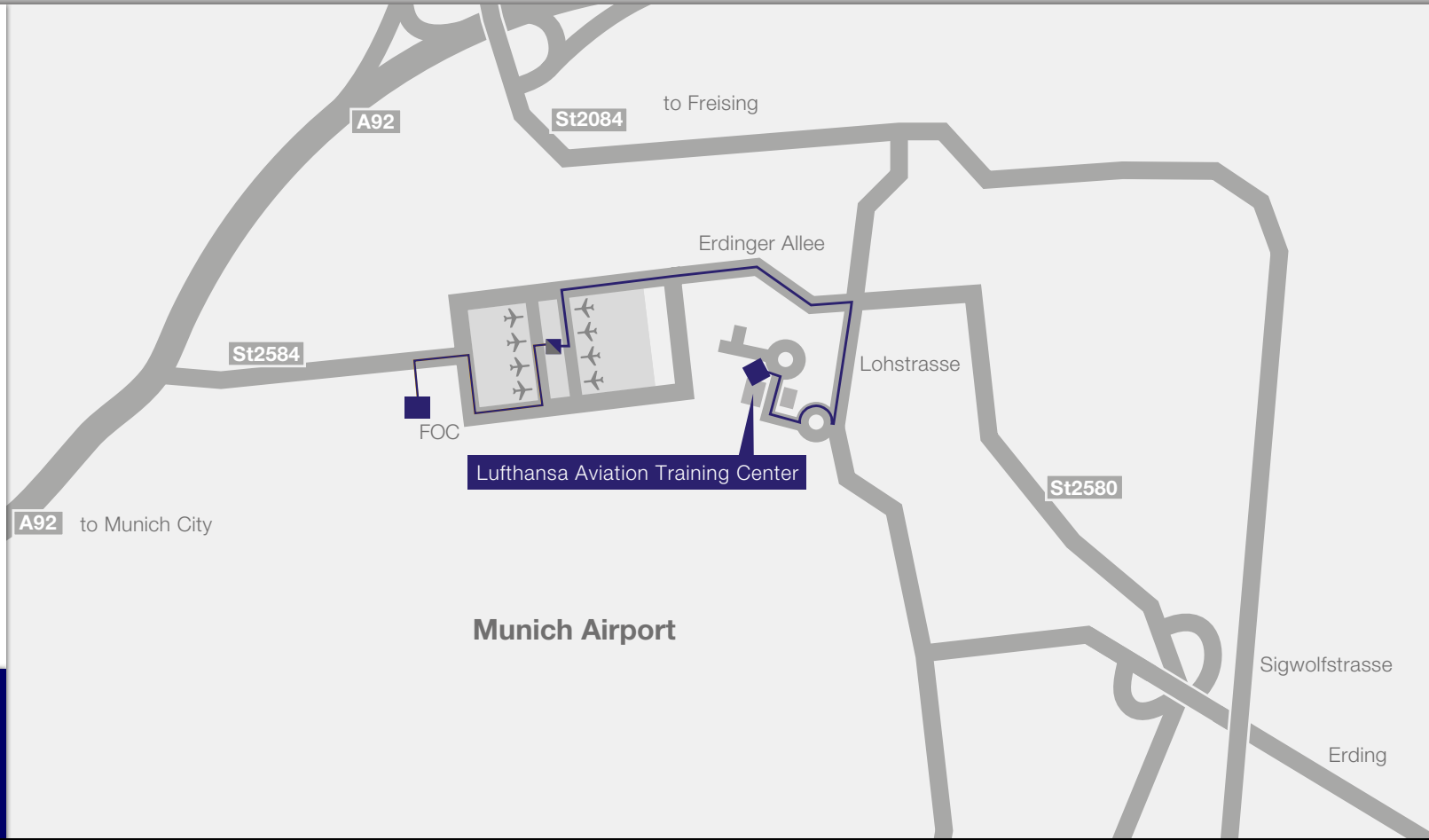
Customer Satisfaction Management **20**

The Lufthansa Aviation Training Center Munich is located near Munich Airport.



Directions / By Aircraft

The LATC shuttle bus will take you from Terminal 2 to the Lufthansa Aviation Training Center in just eight minutes. You can also take a taxi to the Training Center, which is located on Lohstrasse 25a.



— By shuttle bus

More information:

- By Car** > 5
- By Train and Bus** > 6
- Bus Schedule** > 7

Directions / By Car

If you are coming from Munich on the A92 highway, take the St2084 road at the junction and follow it until you reach Lohstrasse.

Designated parking lots around the building are only available for cockpit crews signed in for flight simulator training that day.

LATC visitors might also be assigned a parking lot if availability is confirmed by LAT prior to the visit.

— By car



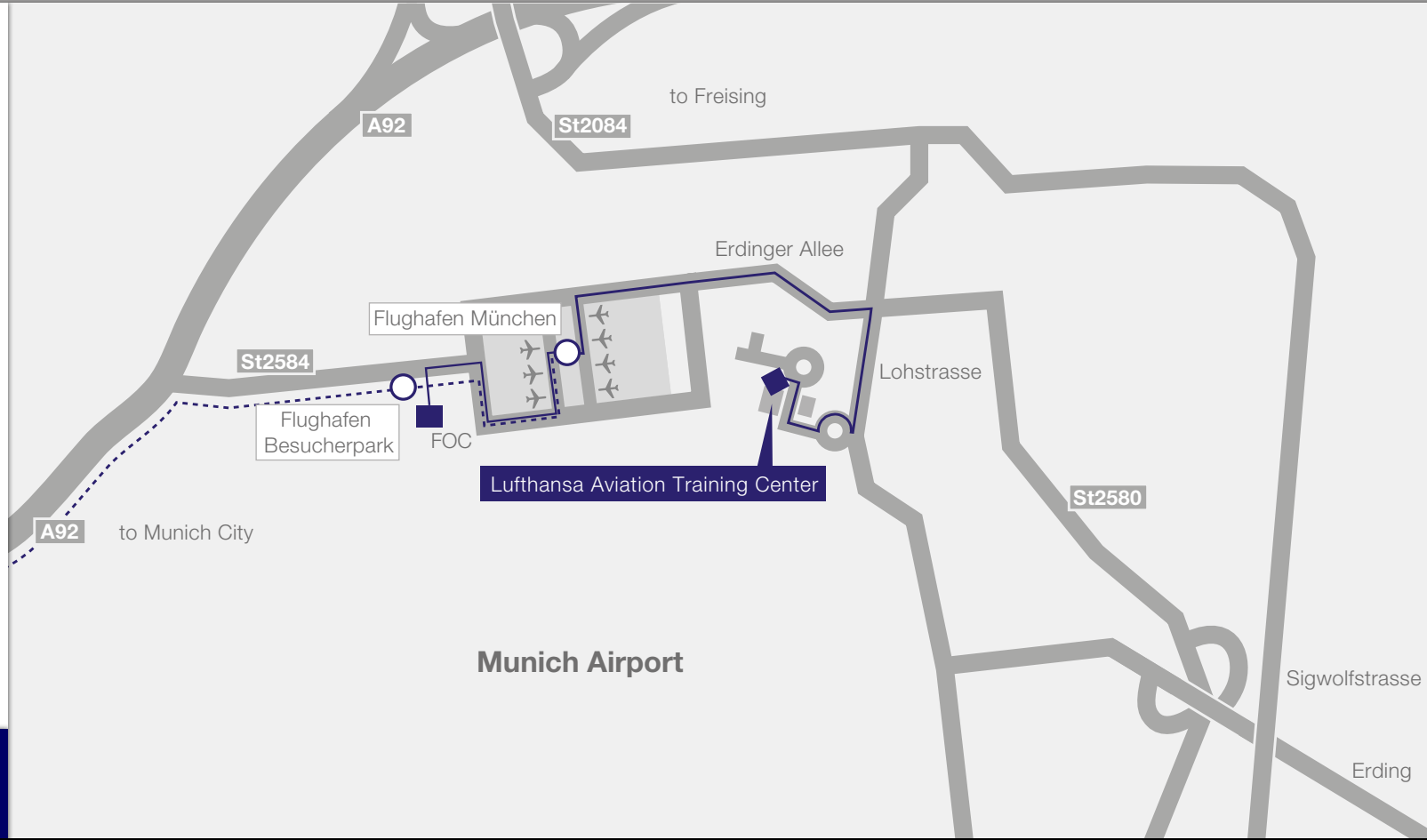
More information:

By Aircraft > 4

By Train and Bus > 6

The S1 and S8 suburban trains connect Munich Central Station to Munich Airport. From the airport you can reach the Training Center by shuttle bus. There are two stations at the airport: “Flughafen Besucherpark” and “Flughafen München”. From the “Flughafen Besucherpark” station, take the LATC shuttle bus at the Flight Operations Center (FOC) stop. From the “Flughafen München” station take the LATC shuttle at bus stop 12 (outside arrivals).

- Train station
- By bus
- - - By suburban train



The LATC shuttle bus takes you directly to the Training Center. You can catch it at the FOC or at Terminal 2 (bus stop 12, outside arrivals).

Please note: There is no shuttle service on weekends or holidays.

LATC shuttle bus FOC–T2–Lufthansa Aviation Training Center		
FOC	T2	LATC
departure	departure	arrival
07:00	07:05	07:12
07:40	07:45	07:52
08:10	08:15	08:22
08:40	08:45	08:52
09:35	09:40	09:47
11:00	11:05	11:12
12:05	12:10	12:17
12:38	12:43	12:50
16:03	no stop	16:15
16:32	no stop	16:44
17:05	17:10	17:17
17:40	17:45	17:52

LATC shuttle bus Lufthansa Aviation Training Center–T2–FOC		
LATC	T2	FOC
departure	departure	arrival
07:20	no stop	07:32
07:55	no stop	08:07
08:25	no stop	08:37
08:55	no stop	09:07
09:50	no stop	10:02
11:30	no stop	11:42
12:20	12:27	12:32
12:55	13:02	13:07
15:50	15:57 *	16:02
16:18	16:25 *	16:30
16:45	16:52	16:57
17:25	17:32	17:37
18:00	18:07	18:12

You'll find the exact times of departure on the current schedules at the bus stop.

No shuttle service available on weekends or holidays. Changes might be possible at any time.

Last update July 1st, 2018

* **Boarding point for destination LATC (via FOC)**

Full-Flight Simulators Airbus

- Airbus A320-200 (FT15)
Simulator Hall, First Floor > 10
- Airbus A320-200 (FT65)
Simulator Hall, First Floor > 10
- Airbus A330-300/340-600 (FT63)
Simulator Hall, First Floor > 10
- Airbus A350-900 (FT72)
Simulator Hall, First Floor > 10

Safety Training Devices

- CEET Airbus A319/A321 Virtual Slide
- CEET Airbus A330/A340 Virtual Slide
- CEET Boeing 737
- CEET CRJ 200
- Cockpit Door Keypad Trainer
- Doortrainer Airbus A330
- Doortrainer Airbus A340-600
- Doortrainer Airbus A350
- Pilot Incapacitation Trainer
- Real Fire Fighting Trainer
- Slide Airbus A320 (Tower)
- Slide Airbus A340 (Tower)
- Virtual Reality Hub



Service Training Devices

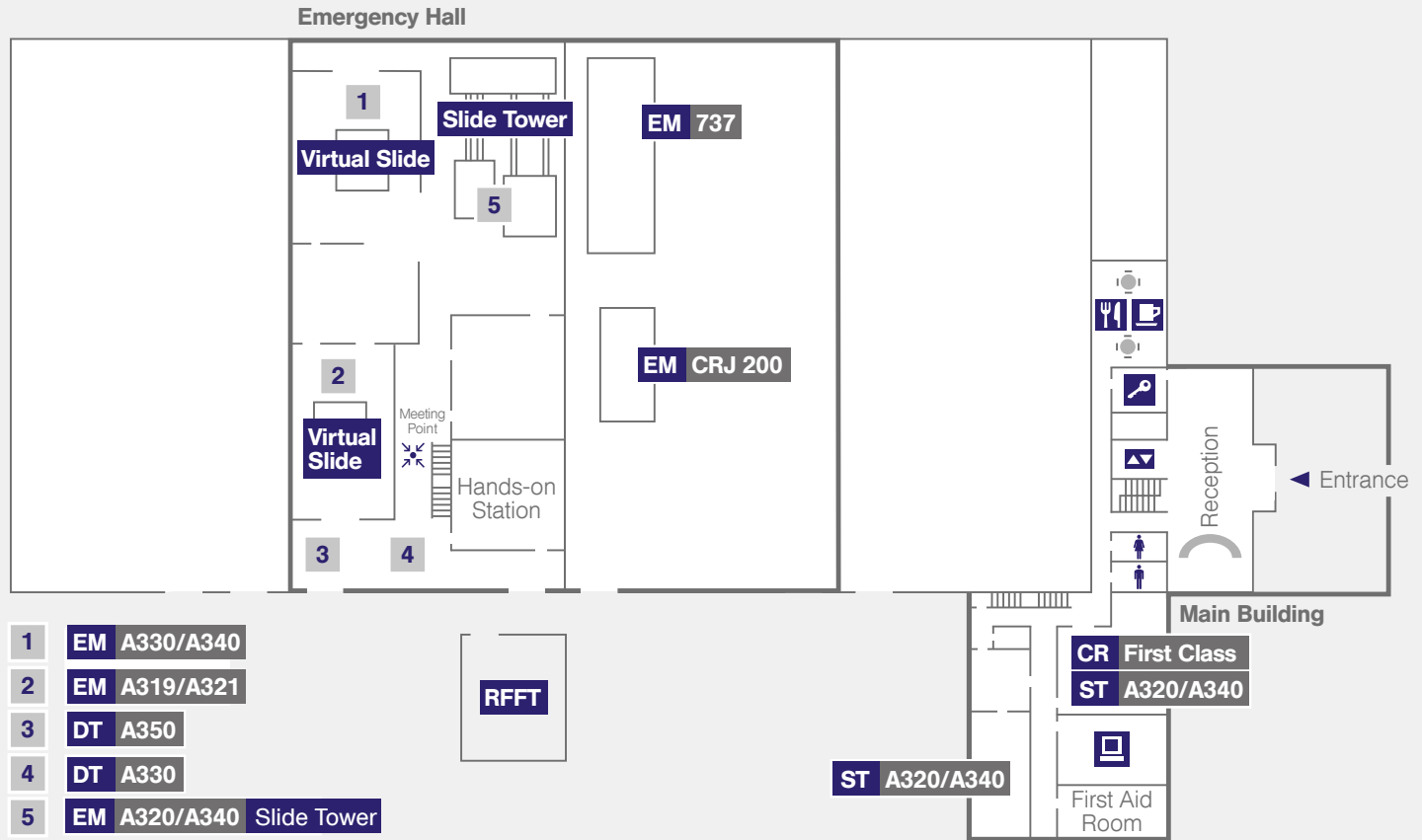
- Service Mock-up Airbus A320/A340
- Service Mock-up First Class

- Emergency Hall, Ground Floor** > 9
- Emergency Hall, Ground Floor** > 9
- Emergency Hall, Ground Floor** > 9
- Emergency Hall, Ground Floor** > 9
- Emergency Hall, First Floor** > 10
- Emergency Hall, Ground Floor** > 9
- Emergency Hall, First Floor** > 10
- Emergency Hall, Ground Floor** > 9
- Emergency Hall, First Floor** > 10
- Emergency Hall, Ground Floor** > 9
- Emergency Hall, Ground Floor** > 9
- Bldg. Lohstrasse 26, First Floor** > 13

- Main Building, Ground Floor** > 9
- Main Building, Ground Floor** > 9





Here you will find service training facilities including two combined Mock-ups (A320/A340), 4 Safety Training Devices, 2 Door Trainers, 1 Tower with 2 Slides, 2 Virtual Slides, a Hands-on Station, 1 Real Fire Fighting Trainer and a room for first class service training. The cafeteria “Bartesse” offers a selection of hot and cold beverages and snacks. It opens Mon-Fri from 7:30 a.m. to 4 p.m. Classrooms are located on floors 1–3.

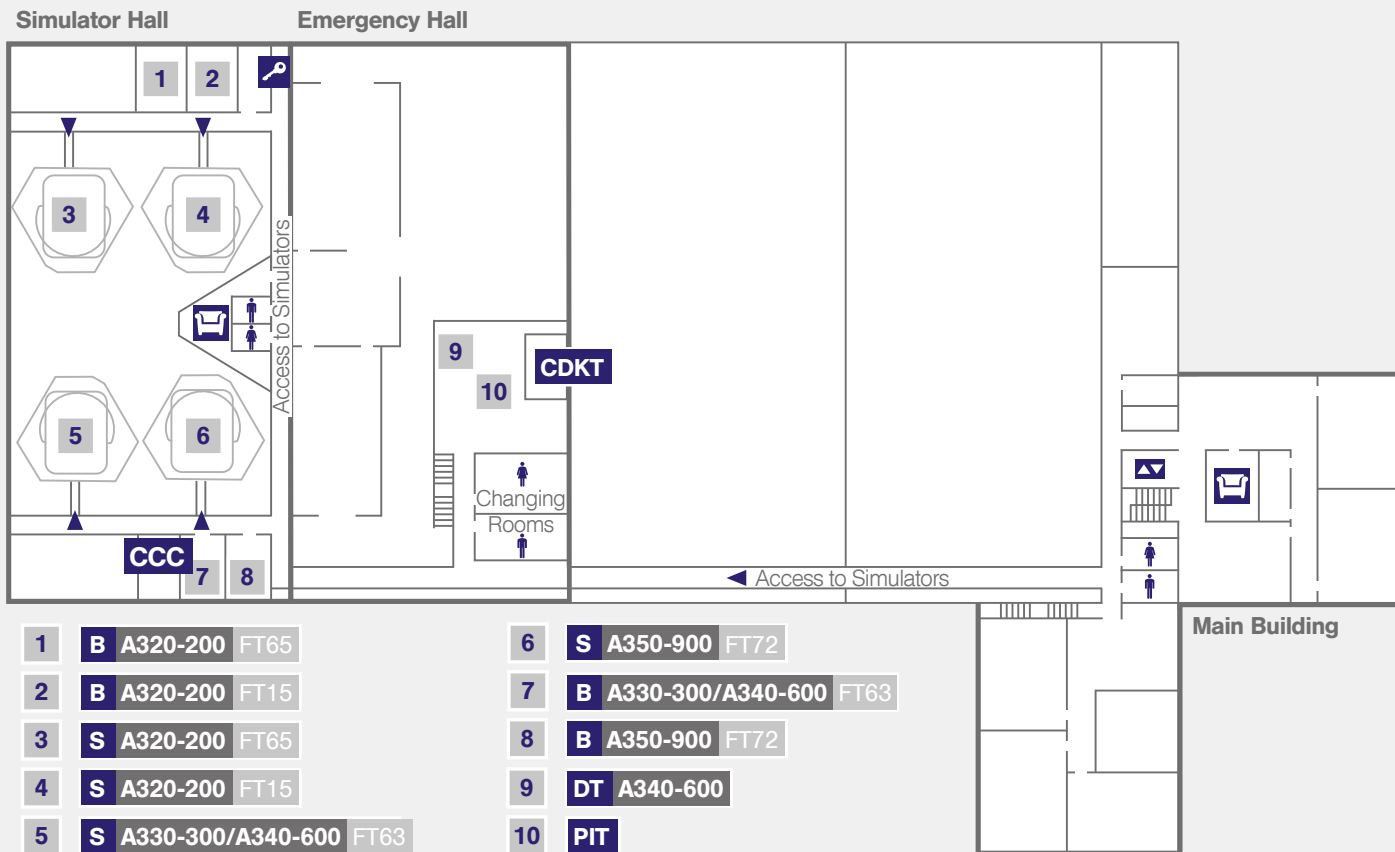
-  Computer-Based Training
-  Emergency Simulator
-  Door Trainer
-  Real Fire Fighting Trainer
-  Service Mock-up
-  Classroom
-  Lift
-  Restroom
-  Cafeteria “Bartesse”
-  Lockers



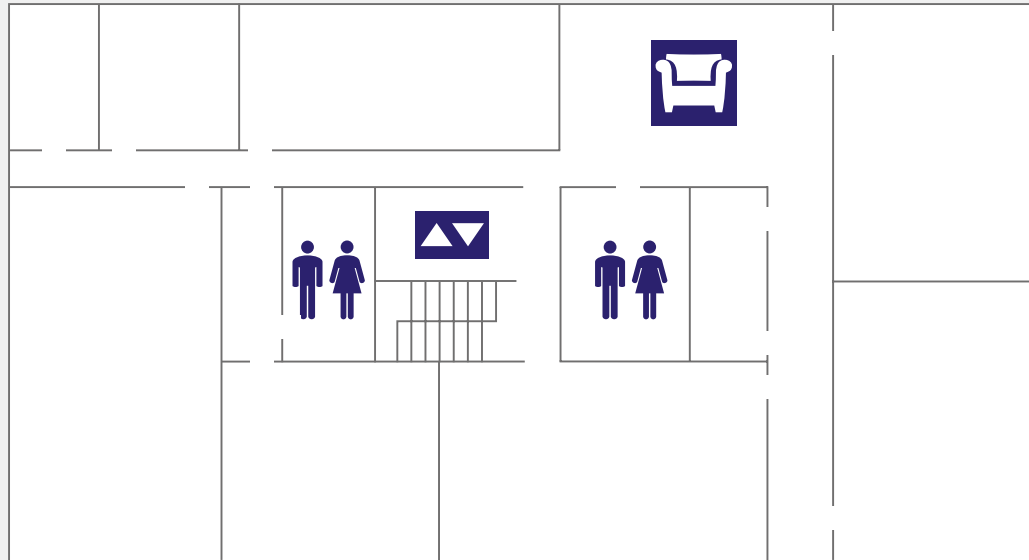
- 1 EM A330/A340
- 2 EM A319/A321
- 3 DT A350
- 4 DT A330
- 5 EM A320/A340 Slide Tower




The emergency hall and the simulator hall can be reached via the galleries on the First Floor. The emergency hall is equipped with a Door Trainer, a Cockpit Door Keypad Trainer and a PIT. In the simulator hall you will find 4 Full-Flight Simulators with Briefing Rooms, as well as a Break Room with a vending machine.

- CCC** Crew Communication Center
- DT** Door Trainer
- PIT** Pilot Incapacitation Trainer
- CDKT** Cockpit Door Keypad Trainer
- S** Full-Flight Simulator
- B** Briefing Room
-  Restroom
-  Break Room
-  Lift
-  Lockers

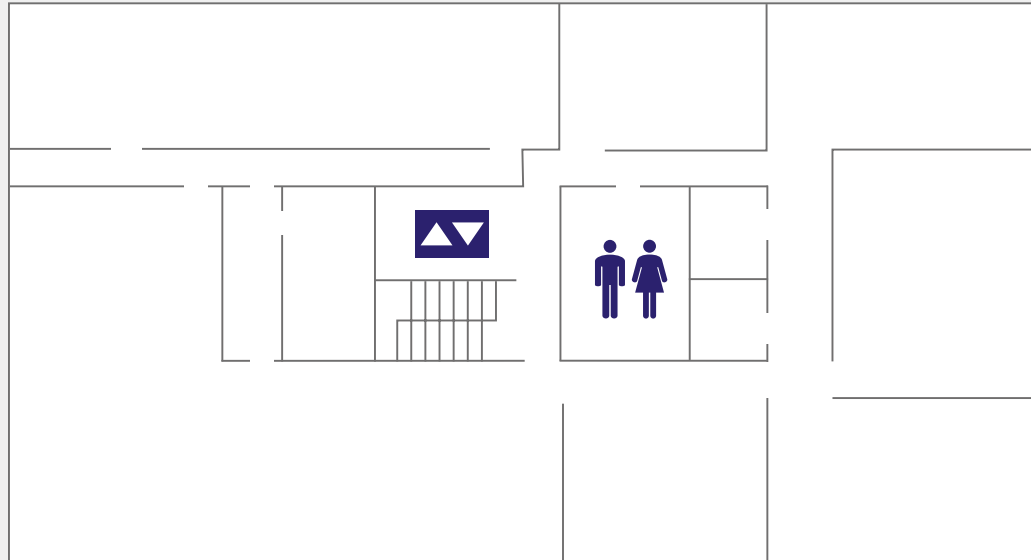


The Second Floor has several classrooms and a break room which offers coffee from the vending machine.



-  Break Room
-  Lift
-  Restroom

The Third Floor has several classrooms.

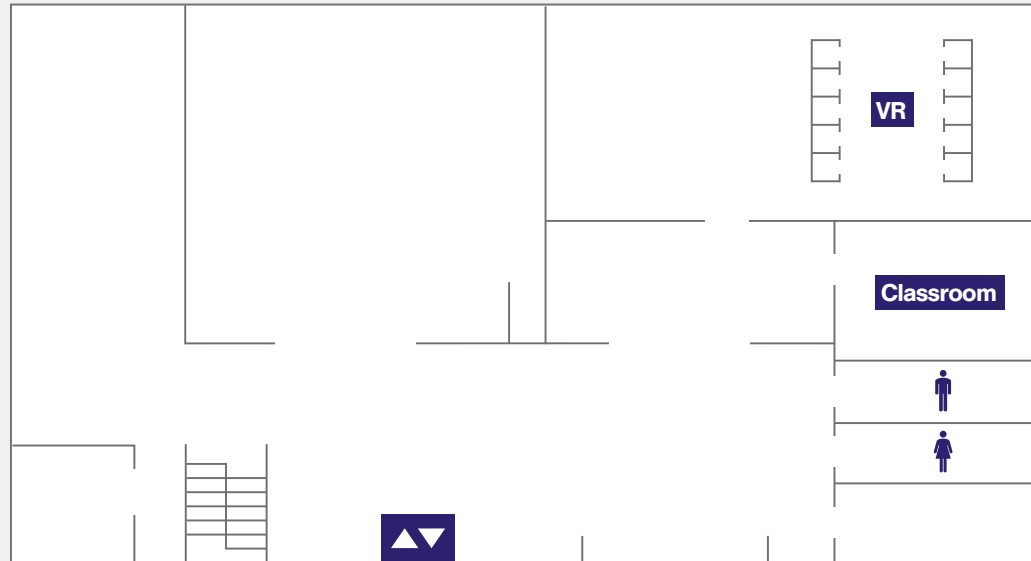





Lift



Restroom

Across the street from the Main Building you will find the Virtual Reality Hub which offers trend-setting VR training.



-  Virtual Reality Hub
-  Restroom
-  Lift

GROUP SERVICES OF LUFTHANSA AVIATION TRAINING

1/2

We are there for you: 24 hours a day, 7 days a week.

Phone: +49 69 696 72444

Fax: +49 69 696 93950

E-mail: info@lat.dlh.de

SERVICE CENTER MUNICH

Our service center is always there for you. No matter whether you are looking for helpful tips and guidelines in regards of your upcoming event or any other inquiries.

Opening hours: Mon–Fri 7:30 a.m.–6:00 p.m.

Lufthansa Aviation Training Center

Lohstrasse 25a

85445 Oberding-Schwaig

Phone: +49 89 977 6160

Fax: +49 89 977 6199

E-mail: servicecentermuc@lat.dlh.de

Main Building, Ground Floor > 9

SIM KEY CARD

2/2

In order to access the simulators, you will require a SIM key card. This can be obtained from reception during opening hours (Mon–Fri 7:30 a.m. to 6:00 p.m.) at the Service Center Munich. During nighttime, weekends and public holidays, you may use the bell at the doors and turnstiles to get access to the simulators.

Main Building, Ground Floor > 9

WLAN ZONES

Free WLAN is available in our entire training building.

COPIER AND PRINTER

Crew Communication Center **Simulator Hall, First Floor** > 10

Break Room **Main Building, First Floor** > 10

FURTHER QUESTIONS

Please ask our colleagues at the reception desk or at Maintenance (First Floor, FFS Hall).

They will be glad to assist you.

Reception Desk **Main Building, Ground Floor** > 9

RESTAURANT “BAYERN BANKETT TECNOPARK”

1/2

The restaurant serves breakfast, lunch, snacks and a selection of beverages. To pay for food and drinks at the restaurant, you have the option of obtaining a guest card, which you receive at the vending machine in the entrance hall of the Lufthansa Aviation Training Center by pledge or cash payment. With the guest card you will receive an additional discount on the offered food.

Opening hours: Mon–Fri 8:00 a.m.–1:30 p.m.

Bayern Bankett

Lohstrasse 26

85445 Oberding-Schwaig

(Across the street from our Training Center)

CAFETERIA “BARTESSE”

2/2

The “Bartesse” serves coffee, tea, snacks and a selection of beverages. To pay for food and drinks you have the option of obtaining a guest card.

Opening hours: Mon–Fri 7:30 a.m.–4:00 p.m.

Main Building, Ground Floor > 9

VENDING MACHINES

Snacks are available from the vending machines, 24 hours a day, 7 days a week.

Break Rooms Simulator Hall, First Floor > 10

Main Building, First Floor > 10

LOCKERS

There are lockers available for your luggage.

Main Building, next to the reception desk > 9

PARKING

Parking space is available for simulator crews on the reserved parking lots. LH Cockpit and Cabin Crews can use the parking space P 81 at the Flight Operations Center (FOC).

FIRST AID ROOM

A first aid room is available. Trained first aid staff can be requested via the reception. You will find first aid kits, showing you the phone numbers of trained staff on every floor.

Main Building, Ground Floor > 9

WE VALUE YOUR FEEDBACK

1/2

As a company with a strong customer focus, we do everything we can to provide the finest service possible. Your suggestions or criticism can help us to improve. We look forward to receiving your comments via any of the channels listed below.

HOTLINE

All our Briefing Rooms have a telephone and a list of numbers to dial if you have any queries, or would like to provide feedback. Your call will be answered personally by a staff member of Lufthansa Aviation Training.

OUR STAFF

Our Service Center or Maintenance colleagues will be happy to receive your feedback and forward it to the right place. If you'd like to track your feedback's progress, please leave your contact data so we can respond.

SIMULATOR TERMINAL – SATISFACTION SURVEY

2/2

After your simulator session, a short satisfaction survey will appear on the display of your simulator terminal. This takes just two minutes to complete, and we would greatly appreciate your co-operation. You'll find a simulator terminal on every simulator.

E-MAIL AND CONTACT

Like to send feedback from outside the Training Center?

Please e-mail us at info@lat.dlh.de, or visit our website www.lufthansa-aviation-training.com and use the form in the contact area.



Lufthansa **Aviation Training**

Train smart. Fly safe.

Lufthansa Aviation Training Germany GmbH
Lohstrasse 25a
85445 Oberding-Schwaig
Germany
Phone: +49 89 977 6160
Fax: +49 89 977 6199
E-mail: servicecentermuc@lat.dlh.de
www.lufthansa-aviation-training.com