



**Lufthansa**  
**Aviation Training**

Train smart. Fly safe.



# Frankfurt.

## Your Simulator Training Guide.

## Map

Lufthansa Aviation Training Center	<b>3</b>
------------------------------------	----------

## Directions

By Aircraft	<b>4</b>
By Car	<b>5</b>
By Train and Bus	<b>6</b>
Bus Schedule	<b>7</b>

## Simulators

Overview	<b>8</b>
----------	----------

## Floor Plans

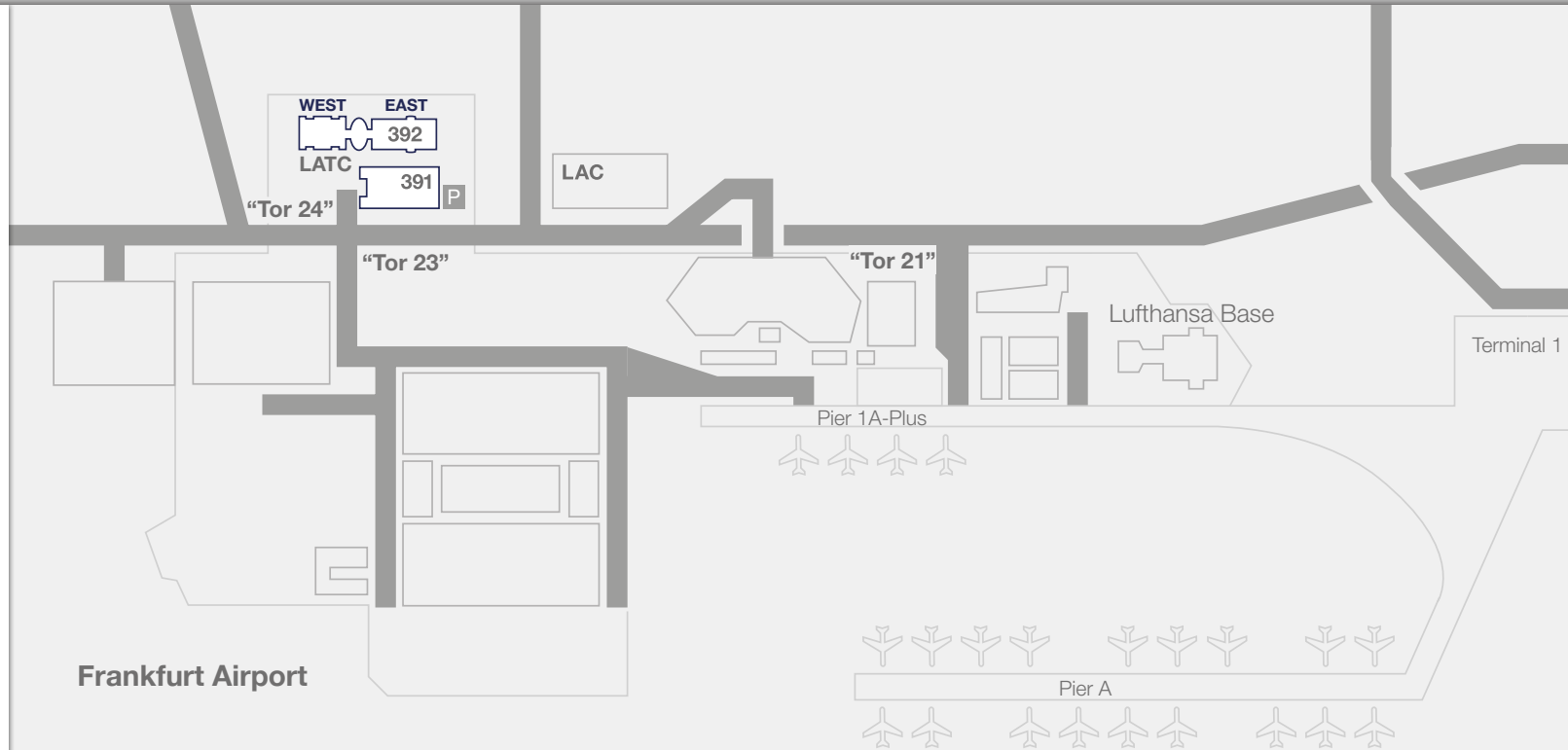
Building 391 / Ground Floor	<b>10</b>
Building 391 / First Floor	<b>11</b>
Building 391 / Second Floor	<b>12</b>
Building 391 / Third Floor	<b>13</b>
Building 392 / Overview	<b>14</b>
Building 392 WEST / Ground Floor	<b>15</b>
Building 392 WEST / First Floor	<b>16</b>
Building 392 WEST / Second Floor	<b>17</b>
Building 392 WEST / Third Floor	<b>18</b>
Building 392 EAST / First Floor	<b>19</b>
Building 392 EAST / Second Floor	<b>20</b>

## Services

Services of Lufthansa Aviation Training	<b>21</b>
Business Services	<b>23</b>
Food and Beverages	<b>24</b>
Lockers, Parking, First Aid, Resting Room	<b>25</b>
Customer Satisfaction Management	<b>26</b>

# Map / Lufthansa Aviation Training Center

The Lufthansa Aviation Training Center Frankfurt is located at Frankfurt Airport, easily accessible by road (highway) or rail (two train stations directly at the airport).



## Terminal 1

From Terminal 1: Either take a taxi, or proceed to the bus stop 25 or 11–13 at Arrival Hall A and take the complimentary shuttle bus “WEST (Tor 25/27)”.

## Terminal 2

From Terminal 2: Take the Sky Line to Terminal 1. Then either take a taxi, or proceed to the bus stop 25 or 11–13 and take the complimentary shuttle bus “WEST (Tor 25/27)”.

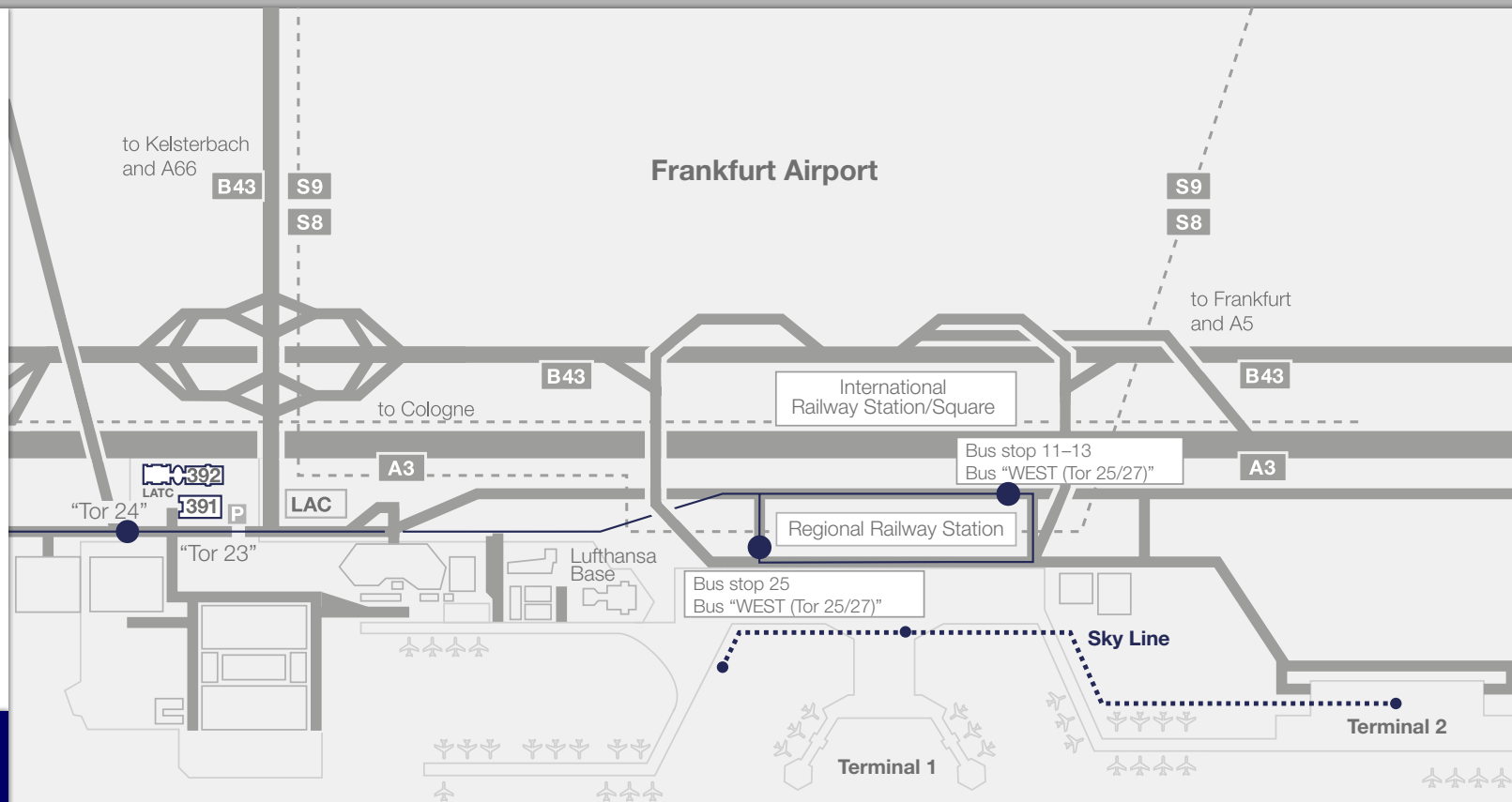
— By shuttle bus

More information:

**By Car** > 5

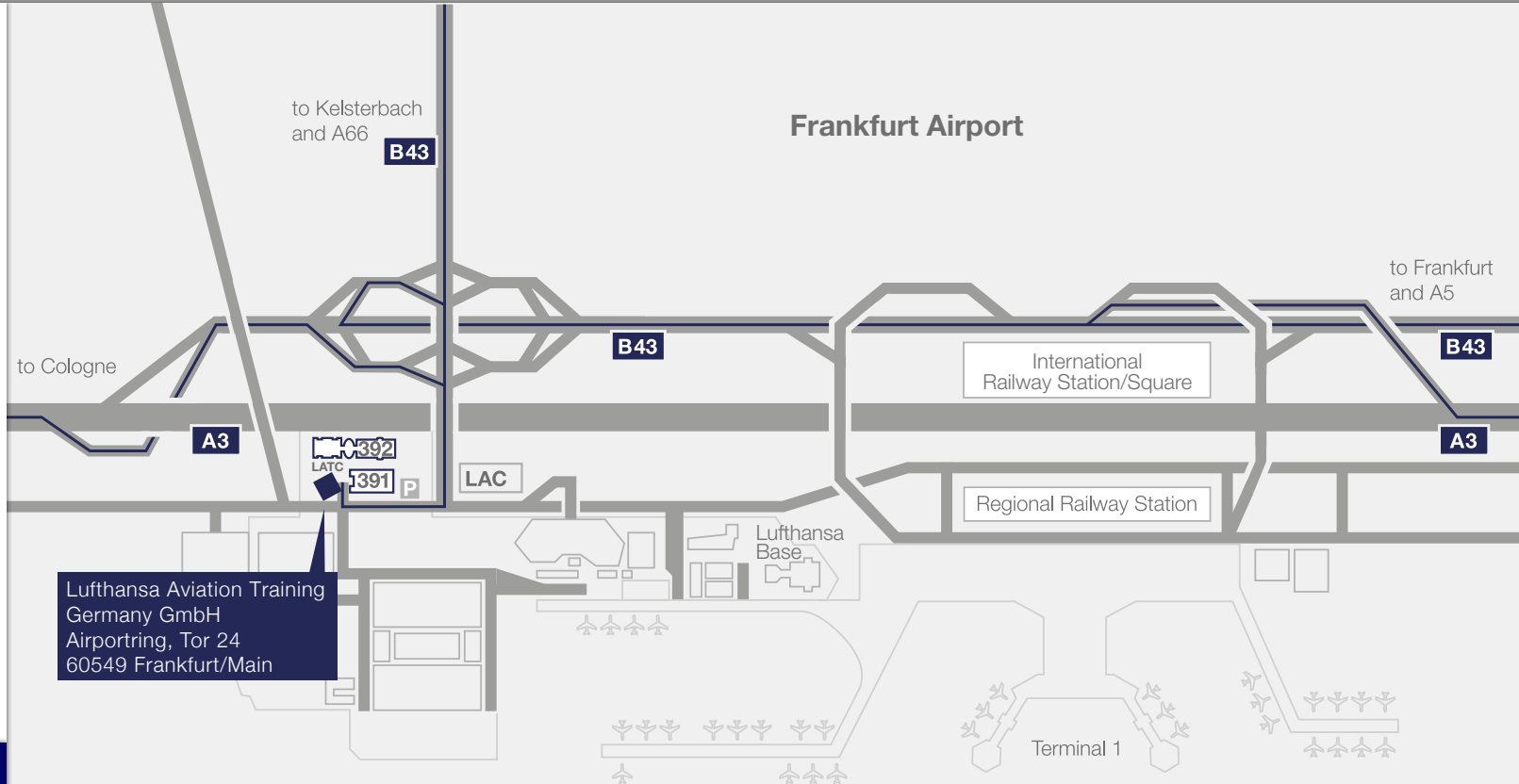
**By Train and Bus** > 6

**Bus Schedule** > 7



# Directions / By Car

Take either of the A3, A5 or B43 highways and follow the signs for “Frankfurt Flughafen” and then for “Tor 21–31”.



— By car

More information:

**By Aircraft** > 4

**By Train and Bus** > 6





# Directions / By Train and Bus

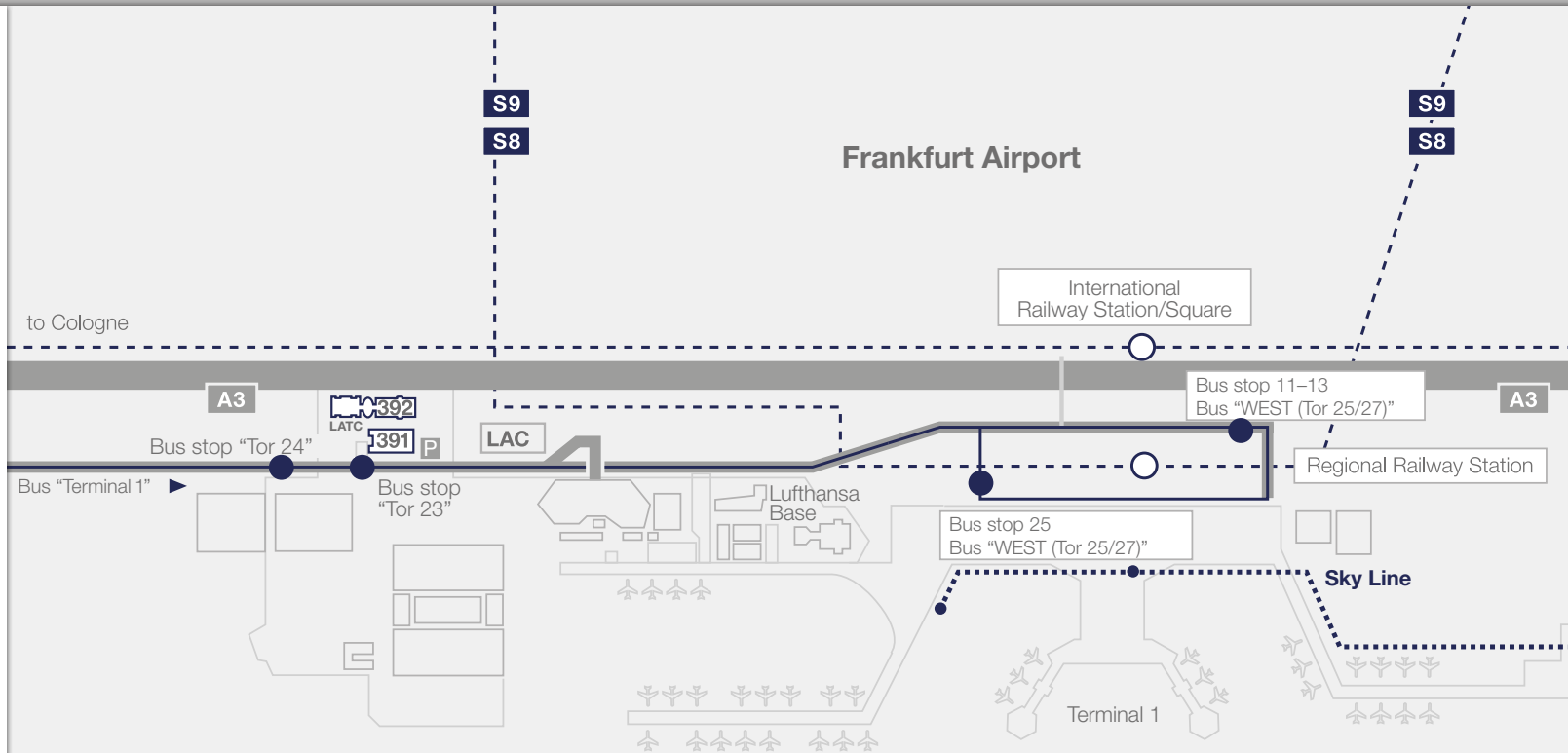
## Regional trains (S8 or S9)

From the Regional Railway Station: Either take a taxi, or proceed to the bus stop 25 or 11-13 and take the complimentary shuttle bus "WEST (Tor 25/27)".

## National/International trains (InterCity (IC), Intercity-Express (ICE))

From the International Railway Station: Proceed to the Regional Railway Station, then follow the directions above.

-  Train station
-  By bus
-  By train
-  Bus stop



From the airport, take the shuttle bus service “WEST (Tor 25/27)” to the Lufthansa Aviation Training Center (“Tor 24”). The bus departs from the bus stop 25 or 11–13.

To return to the airport, take the “Terminal 1” bus from the bus stop at “Tor 23”, opposite the Lufthansa Aviation Training Center. This bus is complimentary for our guests. Evidence may be required.

## Frankfurt Airport > Lufthansa Aviation Training Center (LATC)

### Bus service “WEST (Tor 25/27)” from bus stop 25 to “Tor 24” (LATC)

<b>03:50</b>	—————>	<b>23:50</b>	every 7/8 min. (daily)
<b>23:50</b>	—————>	<b>02:20</b>	every 15 min. (daily)

## Lufthansa Aviation Training Center (LATC) > Frankfurt Airport

### Bus service “Terminal 1” from “Tor 23” (LATC) to bus stop 25

<b>03:44</b>	—————>	<b>23:14</b>	every 7/8 min. (daily)
<b>23:14</b>	—————>	<b>02:14</b>	every 15 min. (daily)

You'll find the exact times of departure on the current schedules at the bus stop.

## Full-Flight Simulators Airbus

Airbus A319-100 (FT40)	<b>Bldg. 392 WEST</b>
Airbus A320-200 (FT49)	<b>Bldg. 392 EAST</b>
Airbus A320-200 (FT66)	<b>Bldg. 392 WEST</b>
Airbus A320-200 (FT71)	<b>Bldg. 392 WEST</b>
Airbus A321-100 (FT23)	<b>Bldg. 392 WEST</b>
Airbus A310-300/A300-600 (FT20)	<b>Bldg. 392 EAST</b>
Airbus A330-300 (FT47)	<b>Bldg. 392 WEST</b>
Airbus A340-300 (FT27)	<b>Bldg. 392 WEST</b>
Airbus A340-300 (FT36)	<b>Bldg. 392 WEST</b>
Airbus A340-600 (FT42)	<b>Bldg. 392 WEST</b>
Airbus A320 Neo (FT75)	<b>Bldg. 392 EAST</b>
Airbus A380-800 (FT52)	<b>Bldg. 392 EAST</b>

### in Kooperation with FTA:

Airbus A220 100/300 (FT73)	<b>Bldg. 392 EAST</b>
----------------------------	-----------------------

## Full-Flight Simulators Embraer

Embraer 190 (FT68)	<b>Bldg. 392 EAST</b>
--------------------	-----------------------

## Full-Flight Simulators Boeing

Boeing 737-300/-400/-500 (FT19)	<b>Bldg. 392 EAST</b>
Boeing 747-400 (FT16)	<b>Bldg. 392 EAST</b>
Boeing 747-400 (FT48)	<b>Bldg. 392 EAST</b>
Boeing 747-8 (FT61)	<b>Bldg. 392 EAST</b>
Boeing 757-200/767-300 (FT25)	<b>Bldg. 392 EAST</b>
Boeing 767-300 (FT41)	<b>Bldg. 392 EAST</b>
Boeing MD-11 (FT37)	<b>Bldg. 392 EAST</b>
Boeing 777-300ER (FT70)	<b>Bldg. 392 EAST</b>

## Flat Panel Trainers Airbus

Airbus A320-200 (PT03)	<b>Bldg. 392 WEST</b>
Airbus A320-200 (PT05)	<b>Bldg. 392 WEST</b>
Airbus A330 (PT06)	<b>Bldg. 392 EAST</b>

### in Kooperation with FTA:

Airbus A220 100/300 (PT08)	<b>Bldg. 392 EAST</b>
----------------------------	-----------------------

## Flat Panel Trainers Boeing

Boeing 747-400/747-8 (PT02)	<b>Bldg. 392 EAST</b>
-----------------------------	-----------------------

More information:

**Bldg. 392 WEST**  
First Floor

> 16

**Bldg. 392 EAST**  
First Floor

> 19



## Emergency Simulators Airbus

Airbus A319/321 Virtual Slide/CEET	<b>Bldg. 391</b>
Airbus A320 Slide Tower	<b>Bldg. 391</b>
Airbus A320 Family Door Trainer	<b>Bldg. 391</b>
Airbus A340-330 Full Motion/CEET	<b>Bldg. 391</b>
Airbus A380-800 Virtual Slide/CEET	<b>Bldg. 391</b>
Airbus A320 Pilot Incapacitation Trainer	<b>Bldg. 391</b>
Airbus A340 Pilot Incapacitation Trainer	<b>Bldg. 391</b>
Airbus A340/330 Door Trainer	<b>Bldg. 391</b>
Airbus A340 L Overwing Exit	<b>Bldg. 391</b>

## Emergency Simulators Boeing

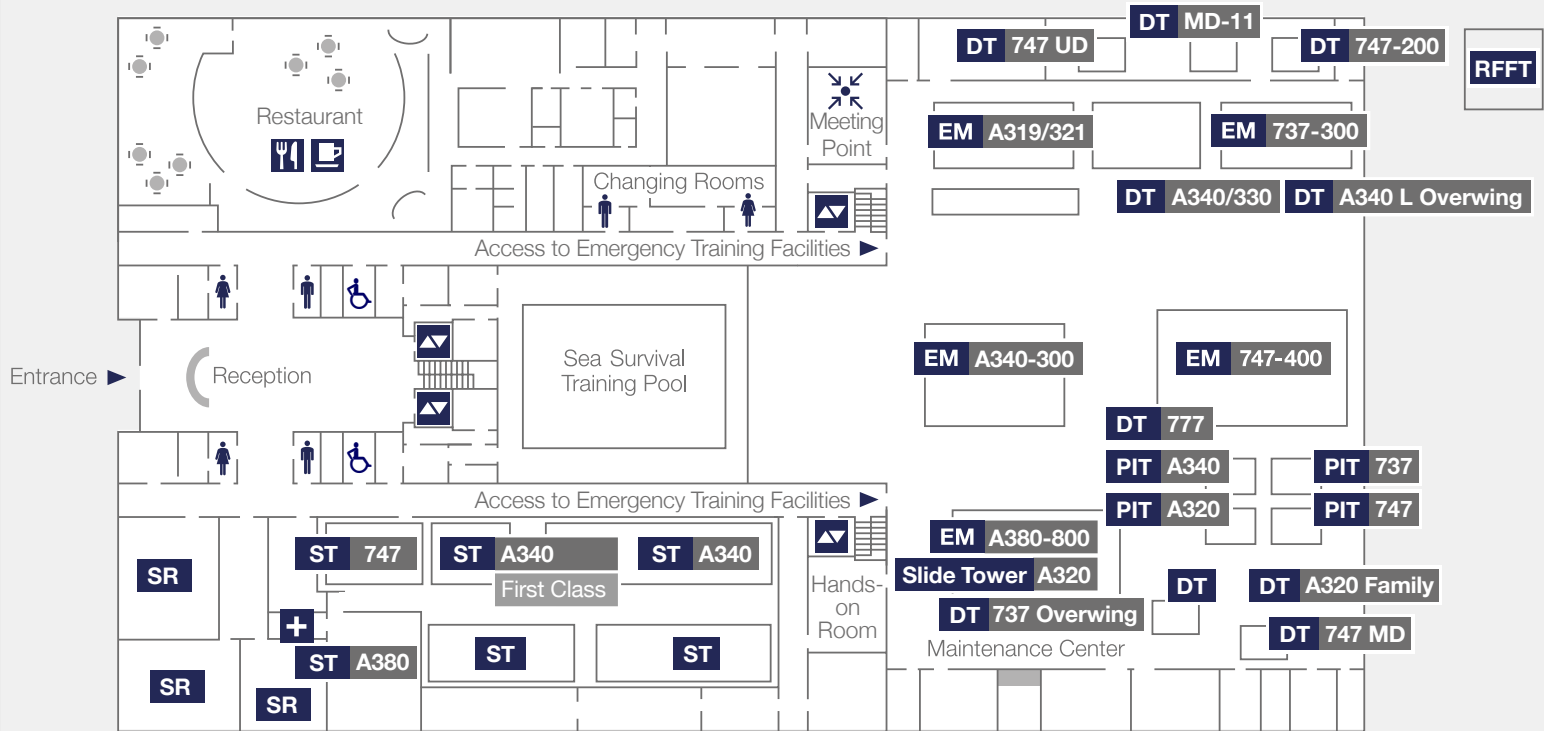
Boeing 737-300 Full Motion/CEET	<b>Bldg. 391</b>
Boeing 747-400 Full Motion/CEET	<b>Bldg. 391</b>
Boeing 737 Door Trainer Overwing	<b>Bldg. 391</b>
Boeing 747 Door Trainer Upper Deck	<b>Bldg. 391</b>
Boeing 747 Door Trainer Main Deck	<b>Bldg. 391</b>
Boeing 747-200 Door Trainer	<b>Bldg. 391</b>
Boeing 737 Pilot Incapacitation Trainer	<b>Bldg. 391</b>
Boeing 747 Pilot Incapacitation Trainer	<b>Bldg. 391</b>
Boeing 777 Door Trainer	<b>Bldg. 391</b>
MD-11 Door Trainer	<b>Bldg. 391</b>

## Real Fire Fighting Trainer

**Bldg. 391**



# Floor Plans / Building 391 / Ground Floor

The emergency and service training facilities are located in building 391. The training area includes Emergency Simulators such as CEET, Door Trainer, Real Fire-Fighting Trainer, a Hands-on Room and a Sea Survival Training Pool. You will also find Mock-ups for the Service Training on the Ground Floor. The restaurant offers a selection of meals, snacks and beverages for breakfast and lunch.



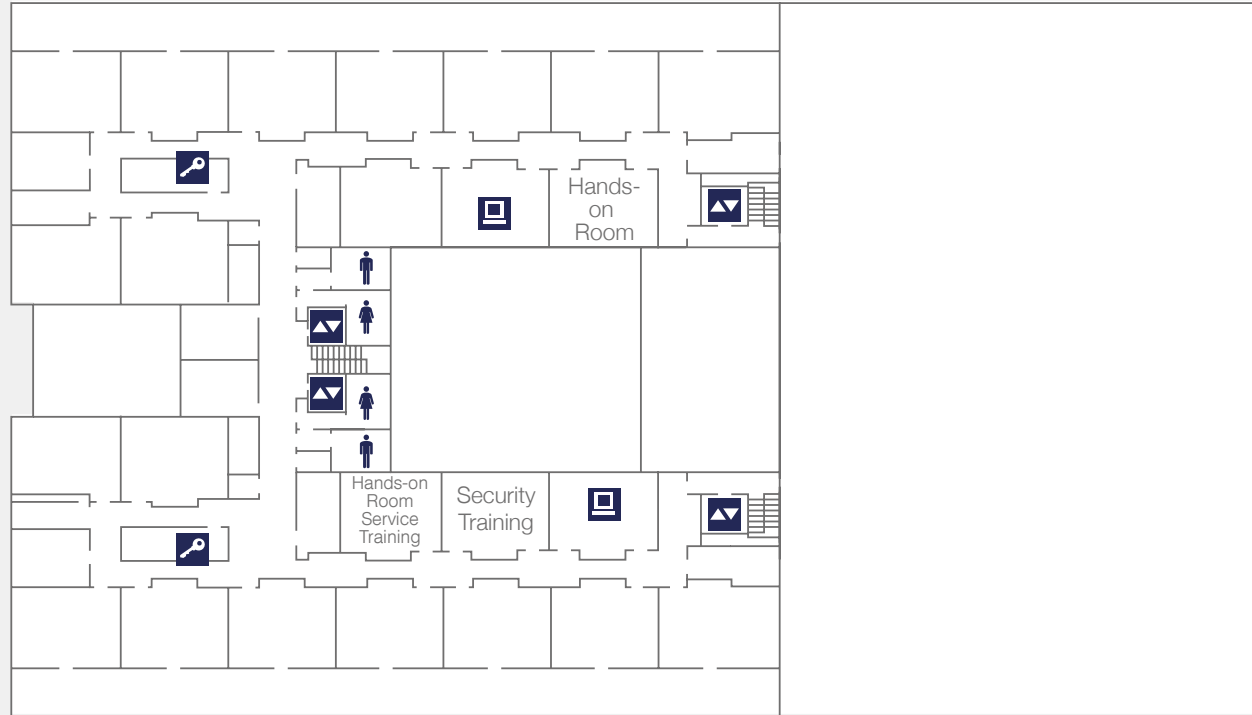
-  Resting Room
-  Seminar Room
-  Lift
-  Restaurant
-  Restroom





-  Emergency Simulator
-  Service Mock-up

-  Door Trainer
-  Real Fire-Fighting Trainer

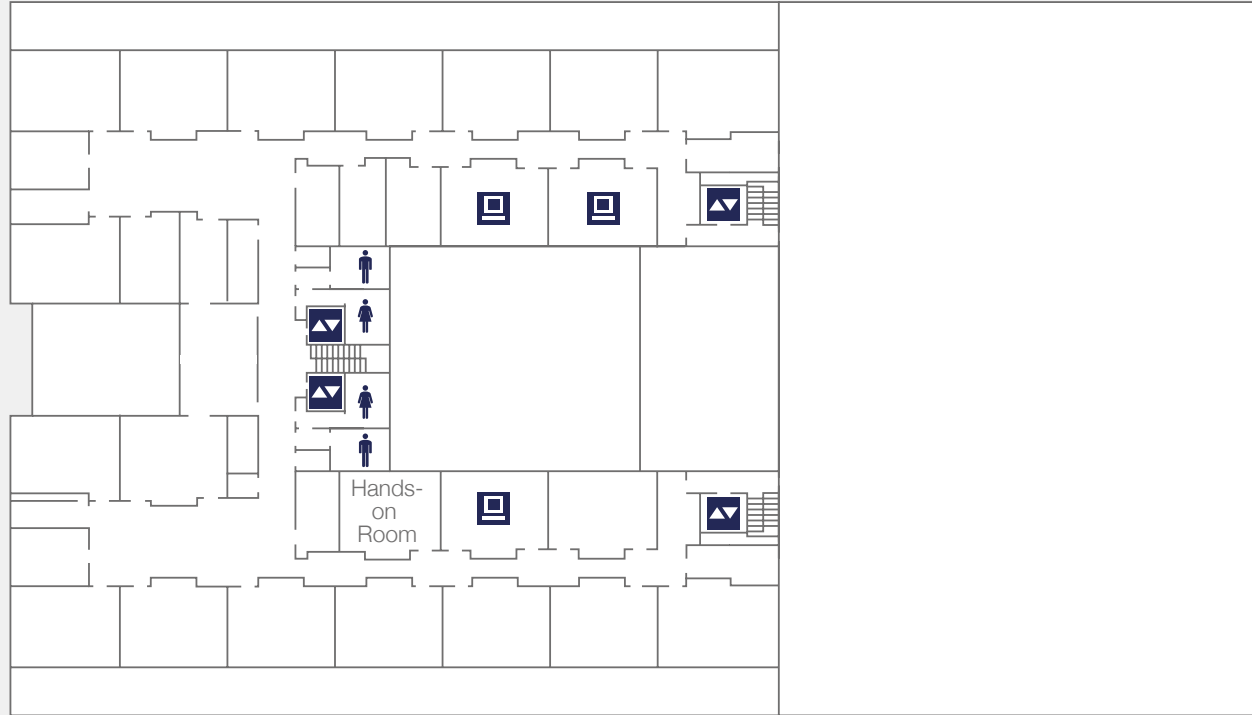
-  Pilot Incapacitation Trainer




The First Floor has two rooms with Computer-Based Training stations.



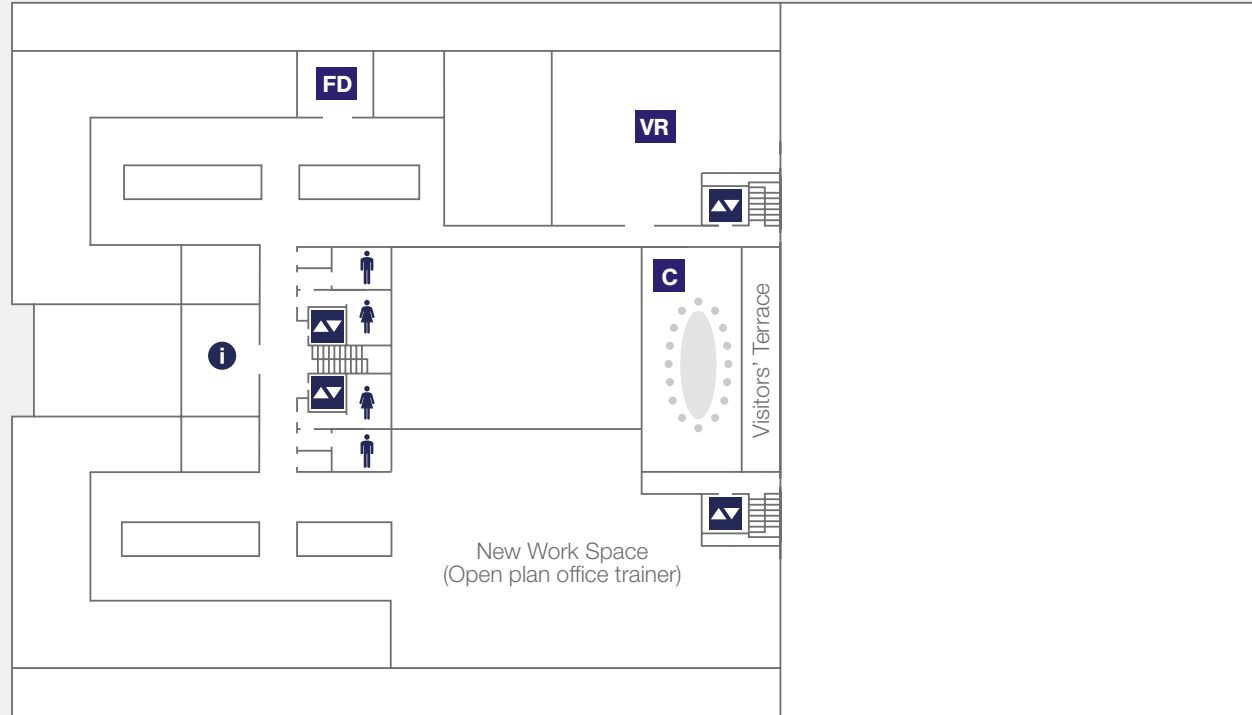
-  Computer-Based Training
-  Lift
-  Lockers
-  Restroom

Three rooms with Computer-Based Training stations offer the opportunity for individual training.



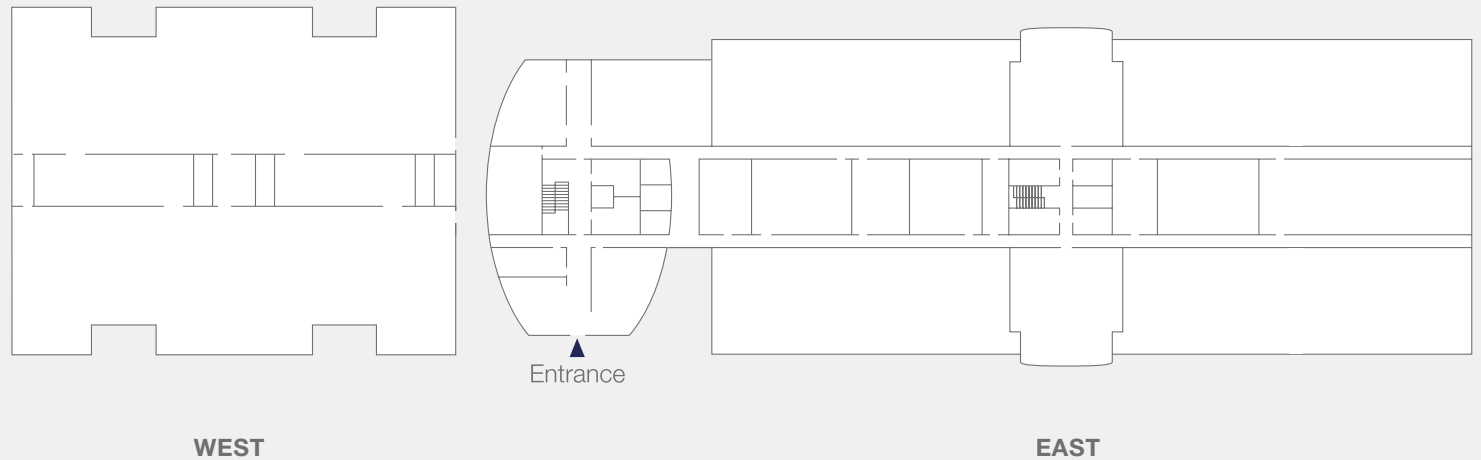
-  Computer-Based Training
-  Lift
-  Restroom

The Third Floor contains the Virtual Reality Room, the Conference Room and the New Work Space for trainers.

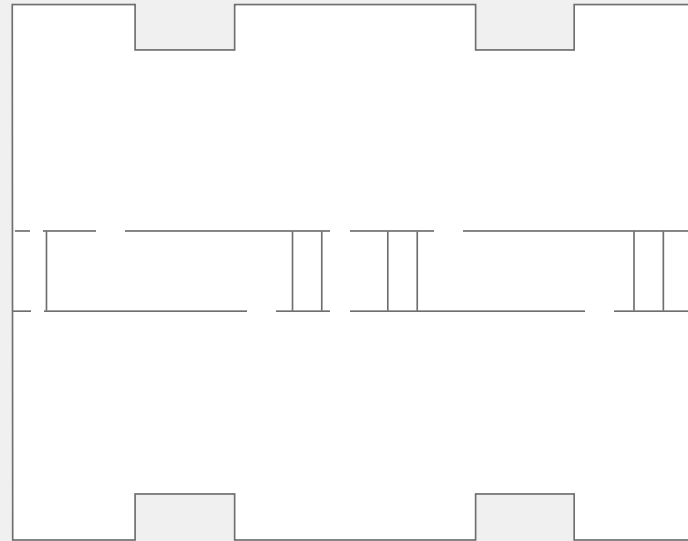


- FD** Front Desk  
Safety & Service Training
- VR** Virtual Reality Room
- C** Conference Room
- i** Information Operation  
Managemet
- ▲▼** Lift
- ♂♀** Restroom

Building 392 has two sections: WEST and EAST. These are linked by a central oval section. The building is designed for 22 Full-Flight Simulators.



The cafeteria “Bartesse” on the Ground Floor offers a selection of hot and cold beverages and snacks. It opens from 7:00 a.m. to 10:00 p.m.



WEST



Entrance

Smoking Area

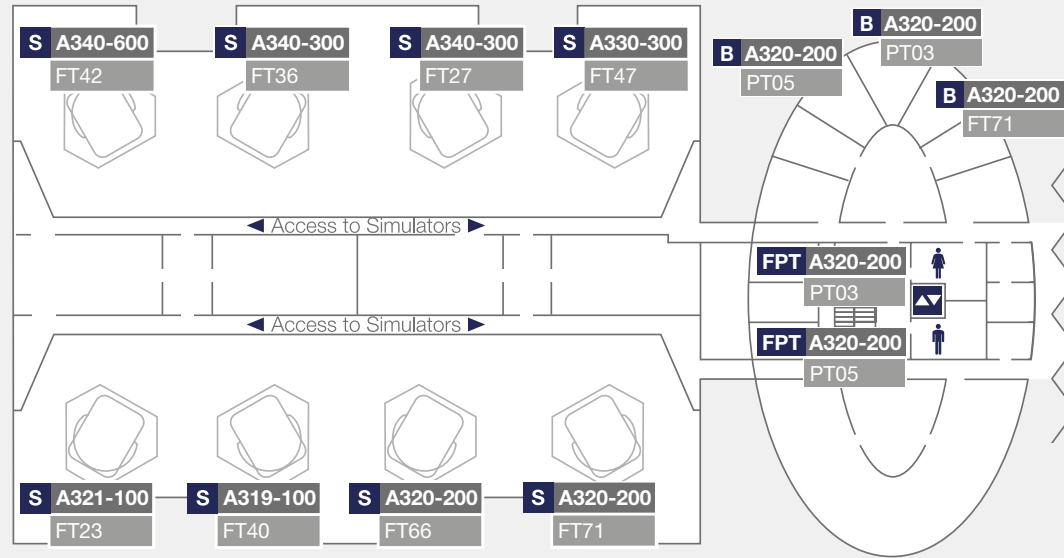
 Cafeteria “Bartesse”

 Smoking Area

 Lift

 Restroom

Access to all 8 Full-Flight Simulators and 2 Flat Panel Trainers in building 392 WEST via the gallery on the First Floor.










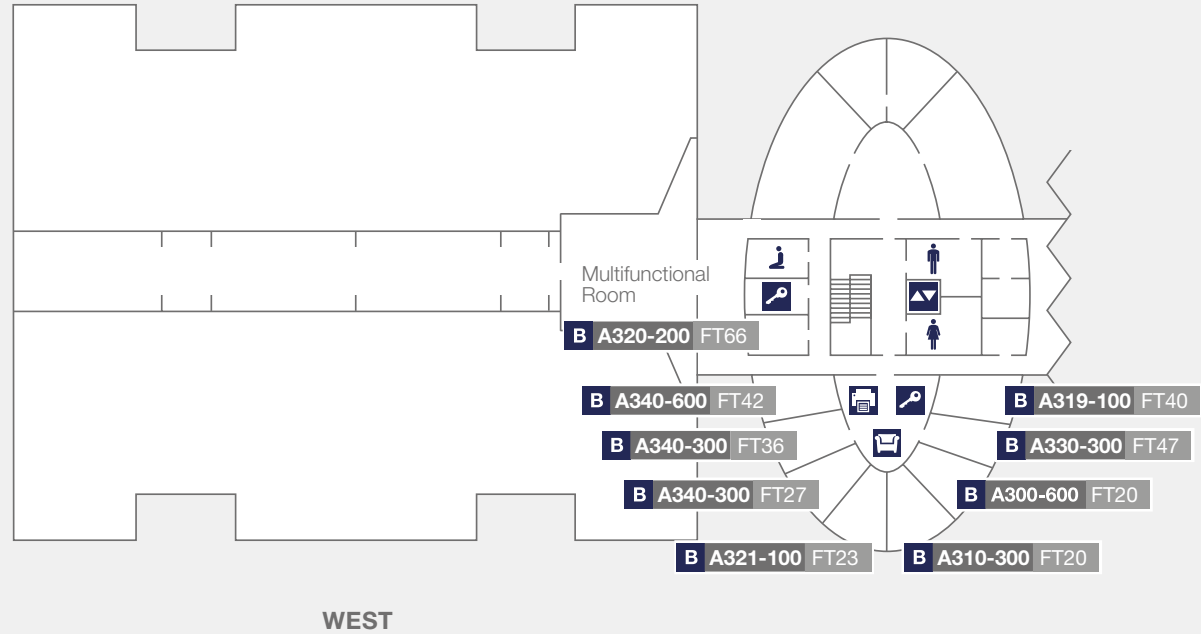
WEST

- B** Briefing Room
- FPT** Flat Panel Trainer
- S** Full-Flight Simulator
-  Lift
-  Restroom

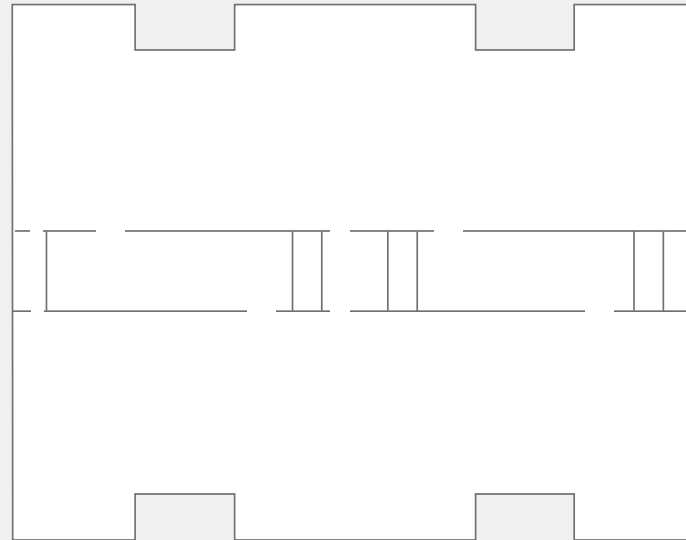


The Briefing Rooms for the WEST section are located in the central section. A room with lockers is located nearby.

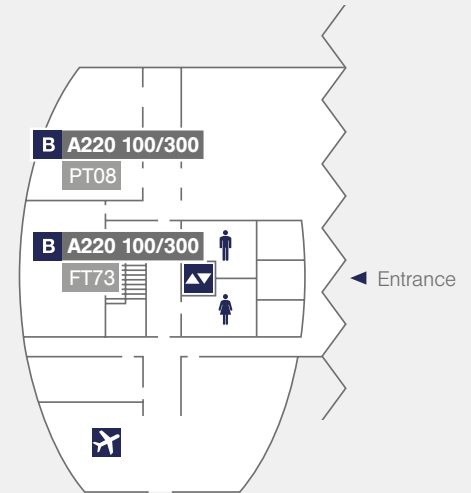
-  Briefing Room
-  Break Room
-  Copy Room
-  Lift
-  Lockers
-  Prayer Room
-  Restroom







The Third Floor contains the Travel Services Frankfurt. Please note the service hours: Mon–Fri from 9:00 a.m. to 5:00 p.m.



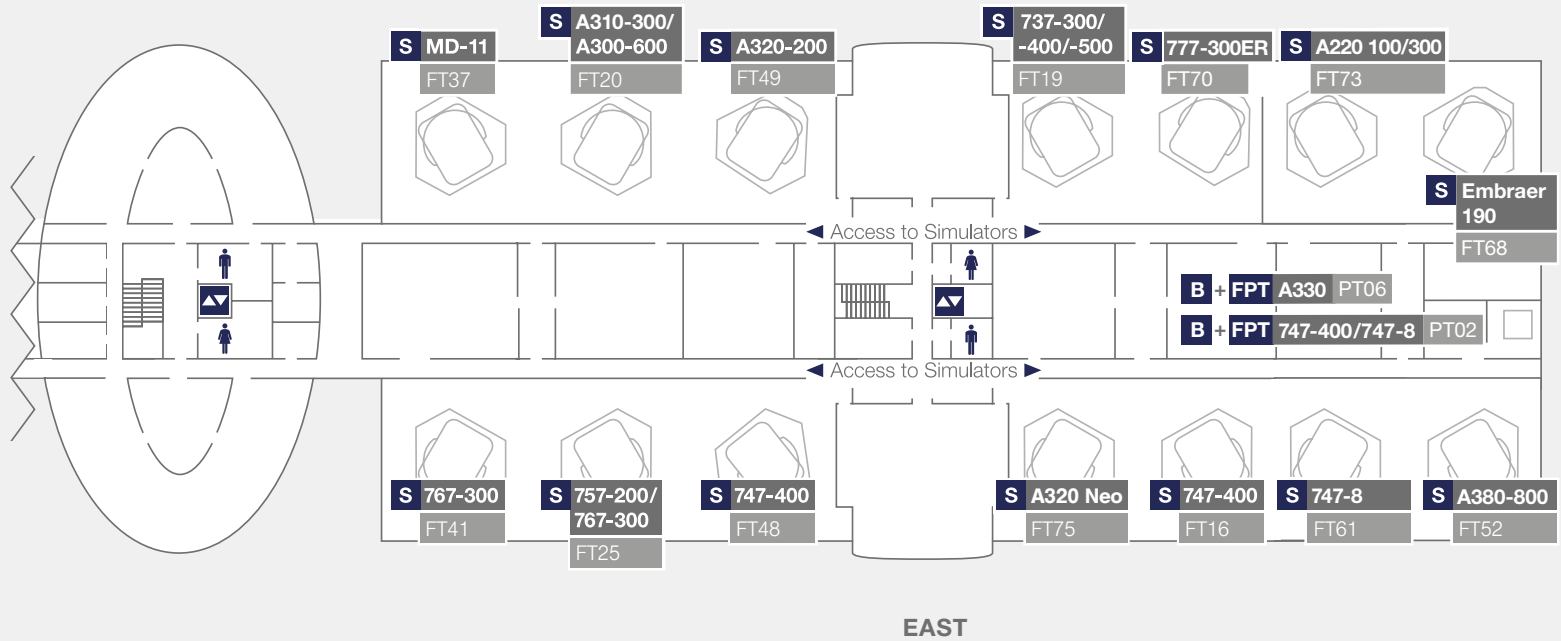
WEST



-  Briefing Room
-  Travel Services
-  Lift
-  Restroom

# Floor Plans / Building 392 EAST / First Floor

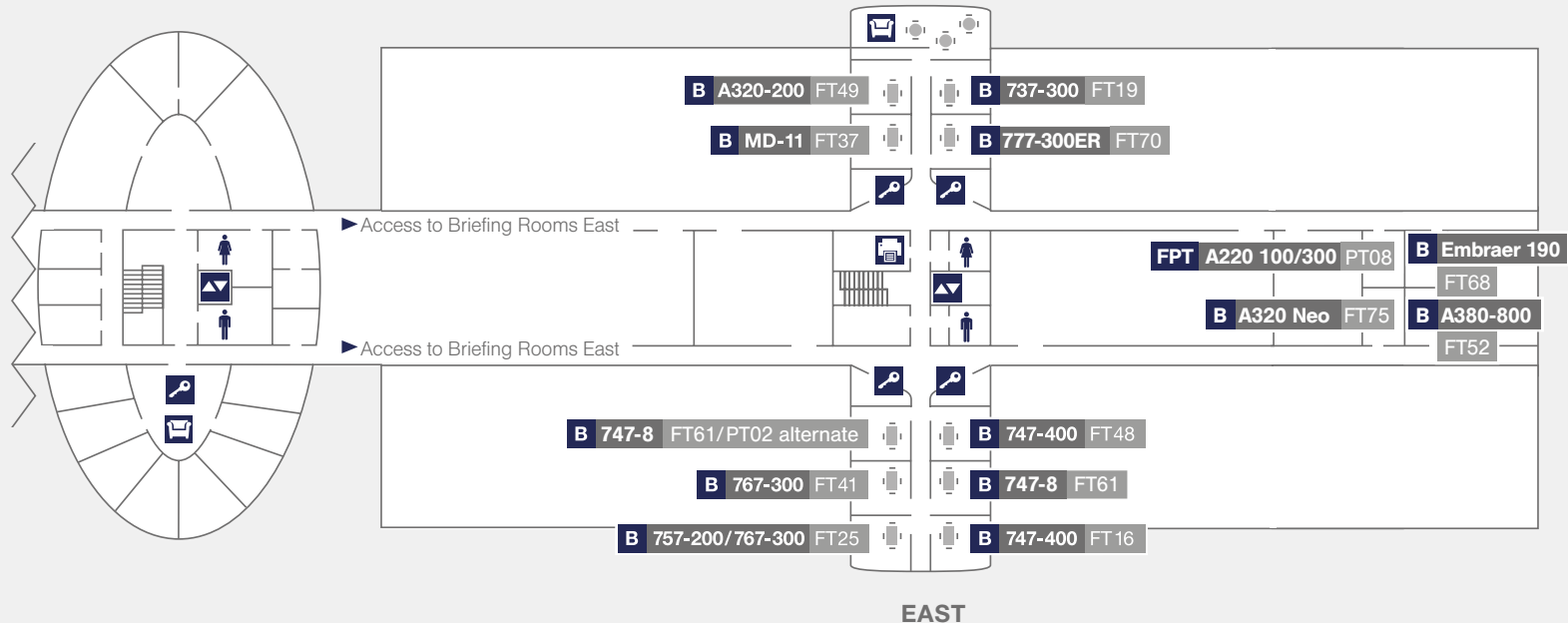
Access to all 14 Full-Flight Simulators and 1 Flat Panel Trainer in building 392 EAST via the gallery on the First Floor.










- B** Briefing Room
- FPT** Flat Panel Trainer
- S** Full-Flight Simulator
- ▲▼** Lift
- ♂♀** Restroom

EAST

The Briefing Rooms for the EAST section are also located on the Second Floor. You can store your manuals etc. in one of the lockers. The Break Room offers free internet access, a printer and vending machines with hot and cold beverages and snacks.



-  Briefing Room
-  Briefing Room
-  Flat Panel Trainer
-  Copy Room
-  Lift
-  Lockers
-  Restroom

## GROUP SERVICES OF LUFTHANSA AVIATION TRAINING

1/2

We are there for you: 24 hours a day, 7 days a week.

**Phone: +49 69 696 72444**

**Fax: +49 69 696 93950**

**E-mail: [info@lat.dlh.de](mailto:info@lat.dlh.de)**

## SIM KEY CARD

In order to access the simulators, you will require a SIM key card. It can be obtained from the Service Center in building 391. To enter building 392 at night, please hold your SIM key card to the card reader located in front of the entrance area.

**Service Center**      **Bldg. 391, Third Floor**      > 13

## TRAVEL SERVICES FRANKFURT

2/2

You concentrate on your training; we handle everything else. Our Travel Services are there for you – either to book a flight, hotel or taxi or to answer questions and provide useful tips and information.

**Service hours: Mon–Fri from 9:00 a.m. to 5:00 p.m.**

### Lufthansa Aviation Training Center

Airportring, Tor 24, Bldg. 392

60549 Frankfurt

Phone: +49 69 696 93750

Fax: +49 69 696 93950

E-mail: [info@lat.dlh.de](mailto:info@lat.dlh.de)

**Bldg. 392 WEST, Third Floor** > 18

## INTERNET

Terminals with free internet access:

<b>Break Rooms</b>	<b>Bldg. 392 WEST, Second Floor</b>	<b>&gt; 17</b>
	<b>Bldg. 392 EAST, Second Floor</b>	<b>&gt; 20</b>

## WLAN ZONES

<b>Entrance Hall</b>	<b>Bldg. 391, Ground Floor</b>	<b>&gt; 10</b>
<b>Cafeteria “Bartesse”</b>	<b>Bldg. 392 WEST, Ground Floor</b>	<b>&gt; 15</b>
<b>Break Rooms</b>	<b>Bldg. 392 WEST, Second Floor</b>	<b>&gt; 17</b>
	<b>Bldg. 392 EAST, Second Floor</b>	<b>&gt; 20</b>
<b>Simulator Briefing Rooms</b>	<b>Bldg. 392 WEST, Second Floor</b>	<b>&gt; 17</b>
	<b>Bldg. 392 EAST, Second Floor</b>	<b>&gt; 20</b>

## COPY ROOMS

<b>Break Rooms</b>	<b>Bldg. 392 WEST, Second Floor</b>	<b>&gt; 17</b>
	<b>Bldg. 392 EAST, Second Floor</b>	<b>&gt; 20</b>

## RESTAURANT

Payments are by card only; cash is not accepted. To obtain your guest card, please leave a deposit of €10.00 at the vending machine in the foyer of building 391.

**Opening hours: Mon–Fri 7:00 a.m.–2:00 p.m.**

**Bldg. 391, Ground Floor** > 10

## CAFETERIA “BARTESSE”

The “Bartesse” serves coffee, tea, snacks and a selection of beverages. Cash payments are accepted.

**Opening hours: Mon–Sun 7:00 a.m.–10:00 p.m.**

**Bldg. 392 WEST, Ground Floor** > 15

## VENDING MACHINES

Snacks are available from the vending machines 24 hours a day, 7 days a week.

**Entrance Hall**                      **Bldg. 391, Ground Floor**                      > 10

**Break Rooms**                      **Bldg. 392 WEST, Second Floor**                      > 17

**Bldg. 392 EAST, Second Floor**                      > 20



## LOCKERS

There are lockers available for your luggage.

**Bldg. 391, First Floor** > 11

## PARKING

Parking space is available in different areas around the Lufthansa Aviation Training Center.

## RESTING ROOM

There is a Resting Room available on the Ground Floor of building 391.

Please contact the reception in building 391 for the keys.

**Bldg. 391, Ground Floor** > 10

## **WE VALUE YOUR FEEDBACK**

As a company with a strong customer focus, we do everything we can to provide the finest service possible. Your suggestions or criticism can help us to improve. We look forward to receiving your comments via any of the channels listed below.

## **HOTLINE**

All our Briefing Rooms have a telephone and a list of numbers to dial if you have any queries, or would like to provide feedback. Your call will be answered personally by an Lufthansa Aviation Training staff member.

Outside the Briefing Rooms please call +49 69 696 72444.

This number is available for you at any time.

## **OUR STAFF**

Our Service Center or Maintenance colleagues will be happy to receive your feedback and forward it to the right place. If you'd like to track your feedback's progress, please leave your contact data so we can respond.

## **E-MAIL AND CONTACT**

Like to send feedback from outside the Training Center? Please e-mail us at [info@lat.dlh.de](mailto:info@lat.dlh.de), or visit our website [www.lufthansa-aviation-training.com](http://www.lufthansa-aviation-training.com) and use the contact form in the contact area.



# **Lufthansa** **Aviation Training**

Train smart. Fly safe.

Lufthansa Aviation Training Germany GmbH  
Airportring, Tor 24  
60549 Frankfurt/Main  
Germany  
Phone: +49 69 696 72444  
Fax: +49 69 696 9872444  
E-mail: [info@lat.dlh.de](mailto:info@lat.dlh.de)  
[www.lufthansa-aviation-training.com](http://www.lufthansa-aviation-training.com)